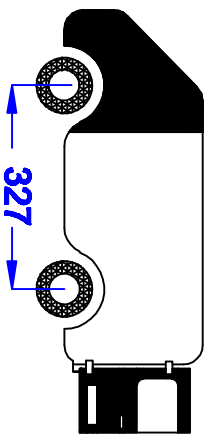


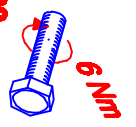

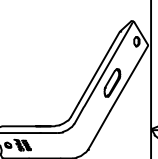
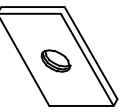

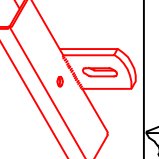


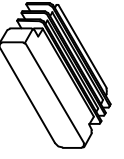





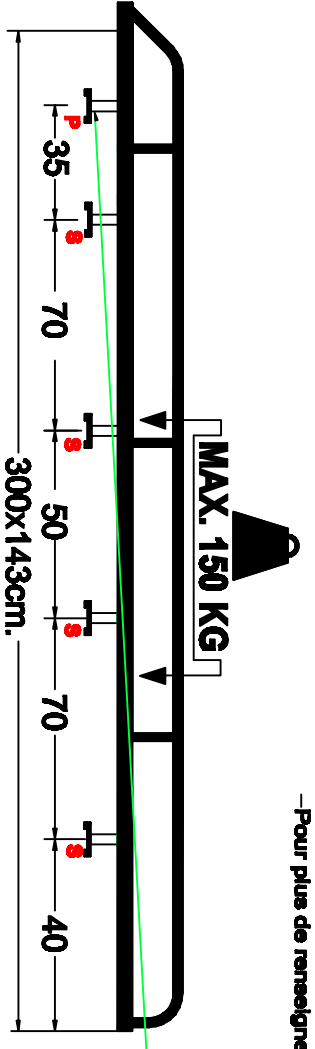
Citroën Jumpy TYPE XL 2016
Peugeot Expert LONG 2016
Toyota ProAce WORKER XL 2016
 300x141cm. L3 H1



S 	8X	 M6x25	30X	 M6x20	8X		1X
P 	2X	 M8	30X	 M6	8X		
L 	10X	 3xD M8	20X	 2xD M6	8X		
	10X	 M6	30X	 M6	8X		
	20X						

KING
 www.kingplating.nl
 info@kingplating.nl

— Bij onduidelijkheden raadpleeg uw leverancier!
 — Might this not be clear, please contact your supplier!
 — Bei eventuellen Unklarheiten, bitten wir Sie mit Ihrem Lieferanten Kontakt aufzunehmen!
 — Pour plus de renseignements consultez votre fournisseur!



3006 ALUPFELSXD / ALUCAL3XLD / ALUTPL3XLD 01/2017

